

Protean eGov Technologies Limited



STANDARD OPERATING PROCEDURE (SOP)

Online Processing of Partial Withdrawal Request by Nodal Office / POP

Version 1.5

© 2026 Protean eGov Technologies Limited, All rights reserved. Property of Protean eGov Technologies Limited.

No part of this document may be reproduced or transmitted in any form or by any means, electronic or mechanical, including photocopying or recording, for any purpose, without the express written consent of Protean eGov Technologies Limited.

REVISION HISTORY

Sr. No.	Date of Revision	Version No.	Section Number	Description of Change
1	-	1.0	-	Initial Version
2	05.07.2024	1.1	-	Mandatory upload of documents at the time of processing of Partial Withdrawal request from Entity/Nodal office login
3	20.12.2024	1.2	-	Contents (w.r.t. Documents upload, Online bank details verification) reviewed and updated.
4	22.07.2025	1.3	-	Quality monitoring process added.
5	02.12.2025	1.4	-	Website Update - Nodal Office Login Menu Revamp.
6	31.03.2026	1.5	-	Revision of Conditions and Frequency Criteria for Partial Withdrawal.

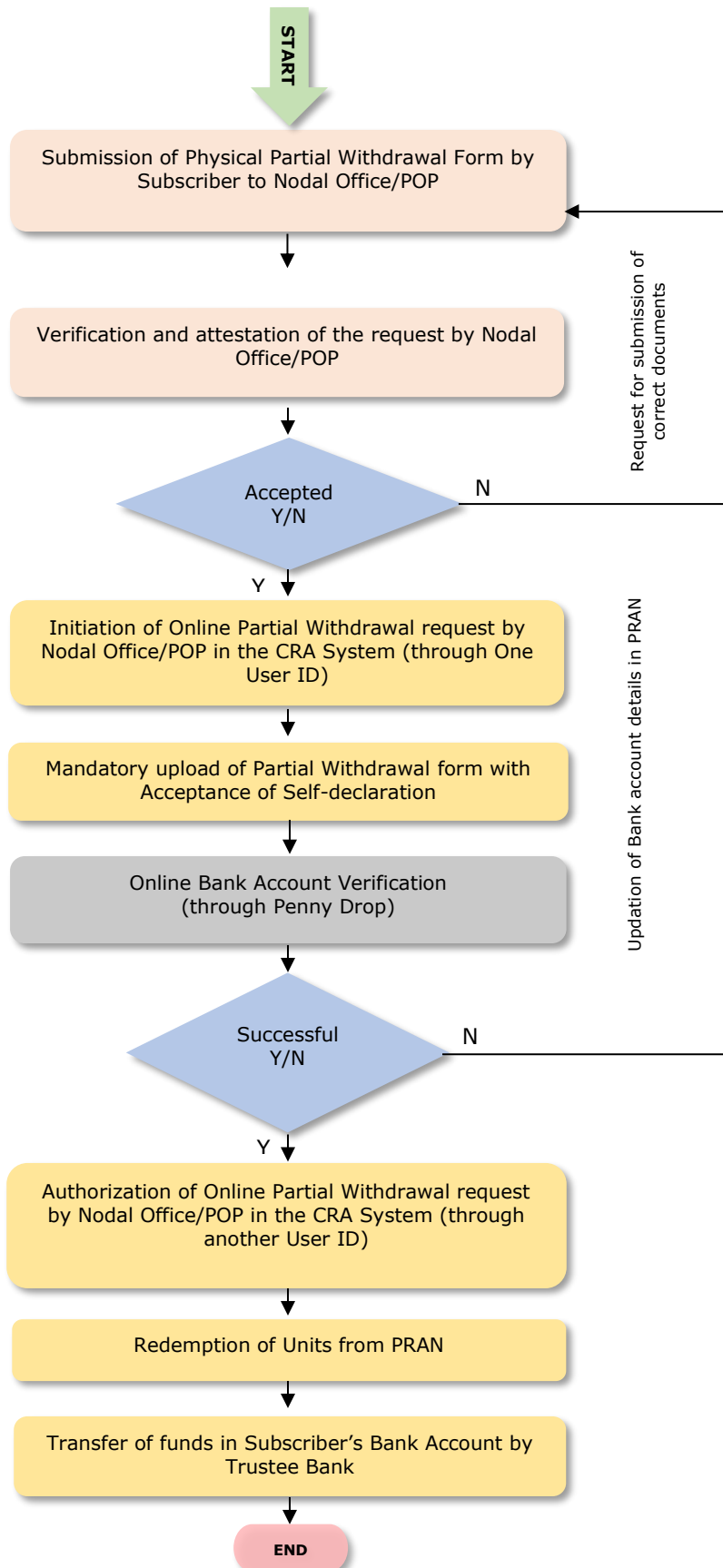
Index

Sr. No	Topic	Page No
1	Abbreviations	4
2	Process Flow – Processing of Online Partial Withdrawal Request by Nodal Office / POP	5
3	Preface	6
4	Procedure for Processing Online Partial Withdrawal request	8
5	Initiation of Online Partial Withdrawal request in CRA System by Nodal Office / POP	9
6	Authorisation of Online Partial Withdrawal request in CRA System by Nodal Office / POP	17
7	Withdrawal Timeline	20

1. Abbreviations

Abbreviation	Expansion
CRA	Central Recordkeeping Agency
DDO	Drawing & Disbursing Office
DTO	District Treasury Office
DTA	Directorate of Treasuries & Accounts
Nodal Office / POP	PAO/PRAO/DTO/DTA registered under NPS
NPS	National Pension System
PAO	Pay and Accounts Office
POP	Point of Presence
PFRDA	Pension Fund Regulatory & Development Authority
PRAN	Permanent Retirement Account Number
PRAO	Principal Accounts Office

2. Process Flow – Processing of Online Partial Withdrawal Request



3. Preface:

As per Pension Fund Regulatory and Development Authority (PFRDA) Exit Regulations, 2015 & amendments thereto, a Subscriber can opt for Partial Withdrawal from accumulated pension wealth of the subscriber, not exceeding twenty-five per cent of the own contributions made by the subscriber.

The details regarding purpose of Partial Withdrawal, the related conditions are provided below:

Purposes:

Subscriber can opt for Partial Withdrawal for below mentioned Purposes:

- a) for Higher education of his or her children including a legally adopted child;
- b) for the marriage of his or her children, including a legally adopted child;
- c) one-time withdrawal for the purchase or construction of a residential house or flat in his or her own name or in a joint name with his or her legally wedded spouse. In case, the subscriber already owns either individually or in the joint name a residential house or flat, other than ancestral property, no withdrawal shall be permitted;
- d) for medical treatment or hospitalization of self or legally wedded spouse, children, including legally adopted children or parents;
- e) to meet medical and incidental expenses arising out of the disability or incapacitation suffered by the subscriber;
- f) towards settlement of a financial obligation availed by a subscriber from a regulated financial institution against the lien or the charge marked on the individual pension account.

Conditions:

Subscriber can opt for Partial Withdrawal as per below mentioned Conditions:

- 1) The Subscriber shall have been in the NPS at least for a period of **three years.**
- 2) a) The subscriber shall be allowed to withdraw up to a maximum of **four times** prior to attaining the age of sixty years or prior to superannuation or retirement, whichever is later, with a minimum interval of four years between successive withdrawals.
 - b) The subscriber who remains in the NPS beyond the age of sixty years or beyond superannuation or retirement, whichever is later, shall be eligible to make partial withdrawal from an individual pension account, with a minimum interval of three years between successive withdrawals.
- 3) The Subscriber can opt for withdrawal **not exceeding 25%** of self-contributions made by him/her. Returns generated on the contributions shall not be eligible for partial withdrawal.

Submission of Withdrawal request:

The Subscriber should submit the Physical Partial Withdrawal Form along with a Self-Declaration stating the purpose for the withdrawal to their respective Nodal Office/POP. In cases where a subscriber requires medical treatment or is hospitalized, the Physical Partial Withdrawal Form may be submitted by any family member of such Subscriber. No Supporting Documents (w.r.t. stated withdrawal reason in withdrawal form) are required to be submitted to the Nodal Office / POP by Subscriber.

4. Procedure for Processing Online Partial Withdrawal request

The Subscribers registered in the CRA system have an option to initiate online Partial Withdrawal Request in the CRA system (with self-declaration) and submit the same through OTP Authentication / eSign. After successful OTP Authentication / eSign, associated Nodal Office/POP will verify and authorize the Online Partial Withdrawal request in the CRA system. **The Standard Operating Procedure (SOP) for initiation of Partial withdrawal request by Subscriber is available on CRA Website (www.npscra.proteantech.in).**

If OTP Authentication / eSign is not possible or the Subscriber is not able to initiate online Partial Withdrawal request in CRA system for any reason, then the Subscriber is required to submit physical Partial Withdrawal Form (with self-declaration) to the associated Nodal Office / POP. In such case, the Nodal Office / POP will process the request in the CRA System.

Pre-requisite for Partial Withdrawal if request is initiated by Nodal Office / POP:

- NPS account is FATCA compliant – Partial Withdrawal request is not allowed if PRAN is not FATCA-compliant.
- Subscriber should have fulfilled the conditions for Partial Withdrawal as per PFRDA guidelines as mentioned above.
- Bank Account details of the Subscriber are updated in Subscriber's NPS account. The Bank of the Subscriber should be empaneled for Online Bank Account Verification. Also, the Subscriber needs to be the First Account Holder of the Bank Account.
- Bank details should be correct/valid - *During request initiation, Bank Account No., Bank IFS Code and Name of the Subscriber will be verified through online Bank Account Verification (Penny drop facility). **If Online Bank Account Verification (Penny drop) fails, request initiation will not be allowed.*** Hence, Bank account number and IFS Code should be active and operative. Also Name of Subscriber as per CRA and bank record should match.
- The dully filled and Signed Partial Withdrawal Form is submitted by Subscriber.

Brief Steps – Processing of Online Partial Withdrawal request by Nodal Office / POP:

- Verification & Attestation of Physical Partial Withdrawal Form by Nodal Office / POP. ***Nodal Office/POP, upon receiving the withdrawal request, shall take the necessary steps to identify the Subscriber. It is the responsibility of the Nodal Office/POP to obtain duly signed Partial Withdrawal form before initiating online partial withdrawal request in CRA system. It is also the responsibility of Nodal Office/POP to check the veracity of the claim and may obtain additional supporting documents if required to ensure that claim amount is given to the subscriber.***
- Initiation of request by Nodal Office / POP in the CRA System through One User ID.
- Mandatory Upload of clean and clear scanned image of Partial Withdrawal Form in a single file.
- Acceptance of the Self-Declaration for utilization of funds for stated reason of Partial Withdrawal.
- Verification of Name, Bank Account No. and Bank IFS Code of the Subscriber (registered in CRA) through online Bank Account Verification (Penny drop facility). The Bank of the Subscriber should be empaneled for Online Bank Account Verification. Only if name and Bank Account verification are successful, then the Subscriber will be allowed to initiate Partial Withdrawal request. *Online Bank Account Verification (Penny drop) charges will be applicable for every penny drop attempt. These charges will be recovered through unit deduction from Subscriber's NPS Account.*
- Authorization of request by Nodal Office / POP in the CRA system through another User ID.

The detailed procedure to be followed by the Nodal Office / POPs for processing Online **Partial Withdrawal** requests in the CRA system is provided below:

5. Steps to initiate Online Partial Withdrawal request in CRA System by Nodal Office / POP

Nodal Office / POP User needs to access CRA System www.cra.nps-proteantech.in using one User ID & Password as given below in **Figure 1**. In case of Nodal Office, it will be Aadhar based login and in case of POP, it will be DSC based login.

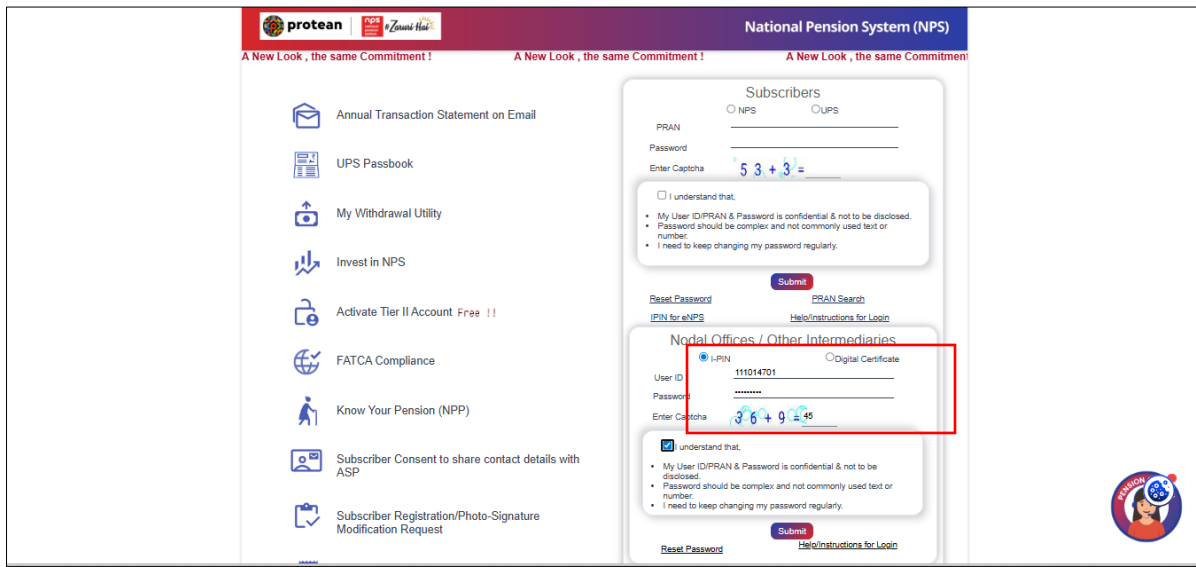


Figure 1

User needs to click on **“Partial Withdrawal”** option under **“Exit Management”** menu and select sub menu **“Initiate”** as given below in **Figure 2**.

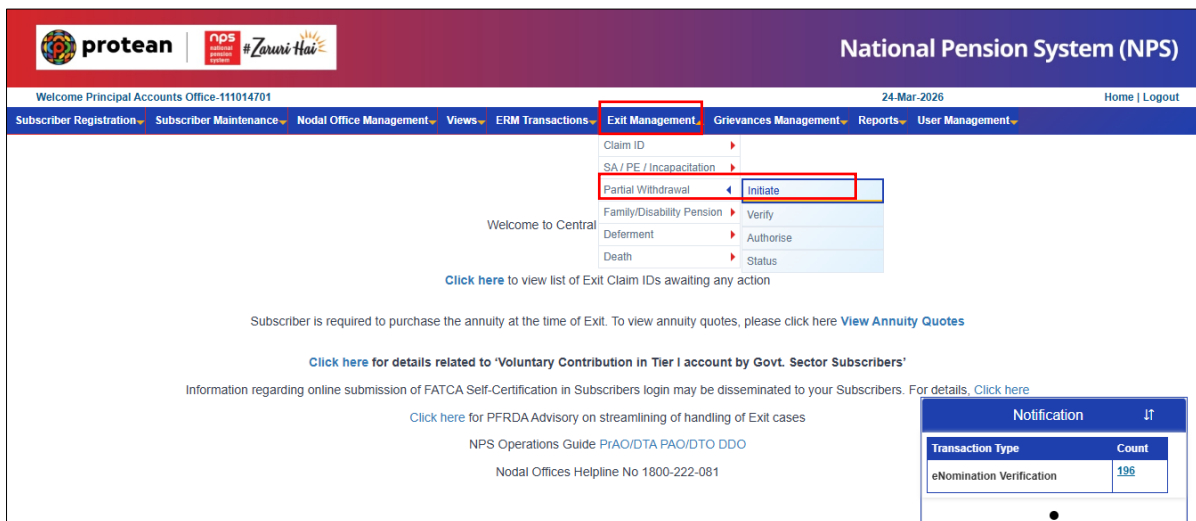


Figure 2

User needs to enter PRAN of the Subscriber as given below in **Figure 3** for whom withdrawal request needs to be processed.

Welcome Principal Accounts Office-111014701 24-Mar-2026 Home | Logout

Subscriber Registration ▾ Subscriber Maintenance ▾ Nodal Office Management ▾ Views ▾ ERM Transactions ▾ Exit Management ▾ Grievances Management ▾ Reports ▾ User Management ▾

Initiate Partial Withdrawal

PRAN:

NOTE
All Subscribers can initiate Partial Withdrawal request online in CRA through eSign/OTP before completion of 60 years/retirement. Subscribers who have completed 60 years/ crossed date of retirement are requested to send email to npsclaimassist@proteantech.in with Subject as Request for partial withdrawal after 60 years/date of retirement to know the process for partial withdrawal.

Figure 3

At this stage, Subscriber details like Available Self Contribution, Available Withdrawal amount, date of joining, date of birth, previous withdrawal amount, contributions utilized for Partial Withdrawal etc. are displayed to the User. Please refer to **Figure 4**.

Welcome Principal Accounts Office-111014701 24-Mar-2026 Home | Logout

Subscriber Registration ▾ Subscriber Maintenance ▾ Nodal Office Management ▾ Views ▾ ERM Transactions ▾ Exit Management ▾ Grievances Management ▾ Reports ▾ User Management ▾

Partial Withdrawal

PRAN :	110060611919
Subscriber Name :	Prashant Shantaram Gurav
Subscriber Date of Birth :	15-06-1985
Date of Joining :	11-04-2009
Withdrawal Type :	Partial Withdrawal
Self Contribution :	8849.00
Previous Withdrawal Amount :	0
Contribution utilized for partial withdrawal :	0.00
Available Withdrawal Amount :	8849.00
Percentage to be Withdrawal% :*	<input type="text" value="Percentage"/>
Purpose of withdrawal :*	<input type="text" value="Reason"/>
Tentative/Eligible Withdrawal Amount	0.00

Note
> Online Bank Account Verification (Penny drop) charges of Rs. 1.80 + Taxes will be applicable for every penny drop attempt. These charges will be recovered through unit deduction from Subscriber's NPS Account

Figure 4

User needs to click on drop down menu "Percentage to be withdrawal" and select percentage towards withdrawal. User can select maximum of 25% from the drop-down menu. Please refer to **Figure 5**.

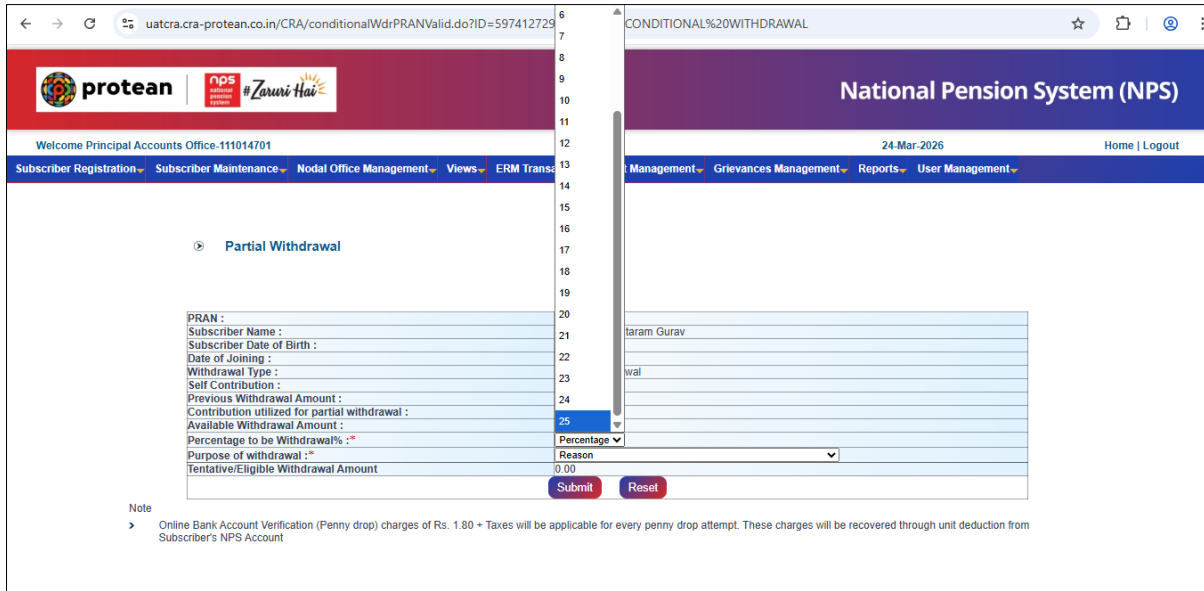


Figure 5

After selection of withdrawal percentage, User needs to select "Withdrawal Reason" from the drop-down menu as per the reason mentioned in Partial Withdrawal Form submitted by the Subscriber and click on "Submit" button.

Please refer to **Figure 6 and 7**.

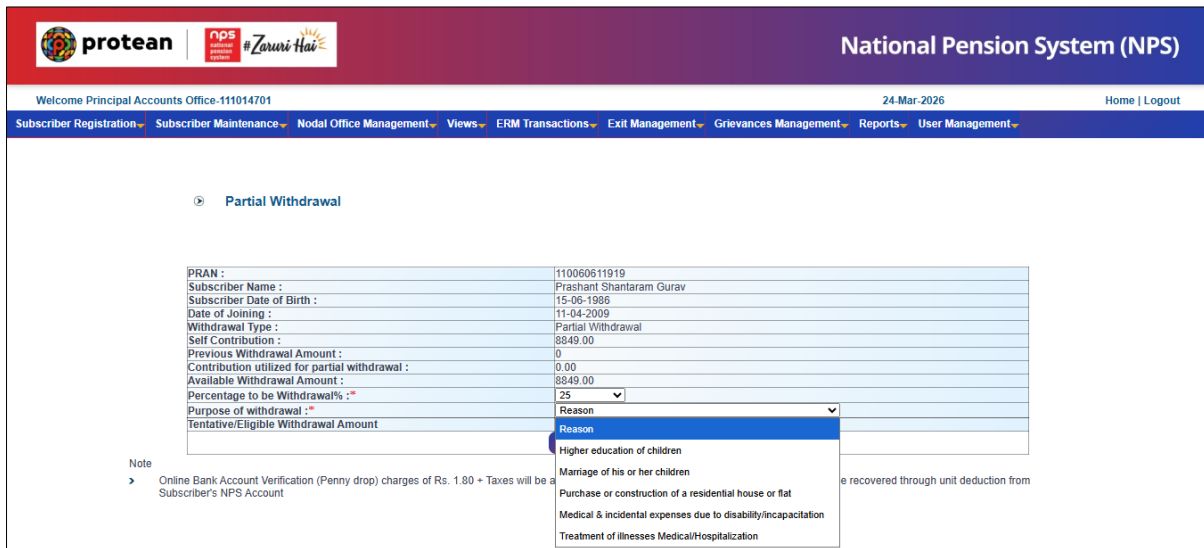


Figure 6

Partial Withdrawal

PRAN :	110060611919
Subscriber Name :	Prashant Shantaram Gurav
Subscriber Date of Birth :	15-06-1986
Date of Joining :	11-04-2009
Withdrawal Type :	Partial Withdrawal
Self Contribution :	8849.00
Previous Withdrawal Amount :	0
Contribution utilized for partial withdrawal :	0.00
Available Withdrawal Amount :	8849.00
Percentage to be Withdrawal% :*	25
Purpose of withdrawal :*	Higher education of children
Tentative/Eligible Withdrawal Amount :	2212.25

Note
> Online Bank Account Verification (Penny drop) charges of Rs. 1.80 + Taxes will be applicable for every penny drop attempt. These charges will be recovered through unit deduction from Subscriber's NPS Account

Figure 7

At this stage, existing bank details of the Subscriber along with mobile number and email ID of the Subscriber are displayed. If existing bank details and contact details are correct, User needs to click on "Confirm" button to proceed further.

Further, at this stage, it is the responsibility of Nodal Office/POP to mandatorily upload complete and legible scanned image of duly signed Partial Withdrawal Form submitted by Subscriber.

Please refer to **Figure 8, Figure 9 & Figure 10.**

User will not be allowed to modify bank details and contact details (Mobile No. and Email ID) at the time of initiation of the Withdrawal request.

For updation of Bank details / Mobile No. /Email ID in CRA records, the Subscriber has an option to update the same online in CRA system (www.cra.nps-proteantech.in) or submit Form S2 – Subscriber details change Form to associated Nodal Office / POP. The Form S2 is available under "Forms" section, which is available under respective sector on CRA website (www.npskra.proteantech.in).

Partial Withdrawal

PRAN	110060611919
Subscriber Name	Prashant Shantaram Gurav
Subscriber Date of Birth	15-06-1986
Subscriber Date of Joining	11-04-2009
Withdrawal Type	Partial Withdrawal
Self Contribution	8849.00
Amount already withdrawn (Rs.)	0
Percentage of Partial Withdrawal	25
Total Amount which can be withdrawn (Rs.)	2212.25
Purpose of withdrawal	Higher Education of Children

Transaction Type *	Electronic
Account type	SAVINGS
Bank Account Number	04141140005616
Bank Name	STATE BANK OF INDIA
Bank Branch	LOWER PAREL
Bank Address	KAMALA MILLS
Bank Address Pin	400092
Bank IFS Code	HDFC0000414
Bank MICR Code	

Mobile No: 9819639307
Email ID: pgurav8602@yahoo.in

Select File to Upload*: Choose File No file chosen

Note:
1) Uploaded Attachment (Allowed File Types: pdf, jpeg, doc, docx, xls, xlsx, zip, png, jpg. Maximum File Size: 5 MB, Number of Files can be uploaded: 1)
Kindly upload the withdrawal request form (Form 601 PW) received from the subscriber. Please note document upload is mandatory before processing for withdrawal.
Please upload Clean & Clear documents which will help to process the request.

Figure 8

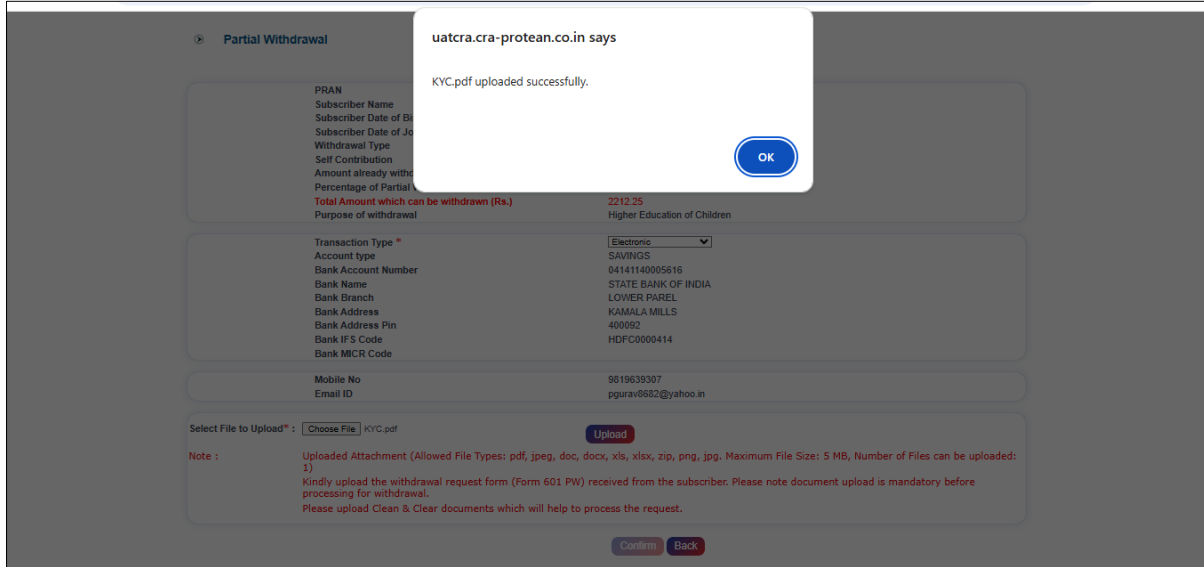


Figure 9

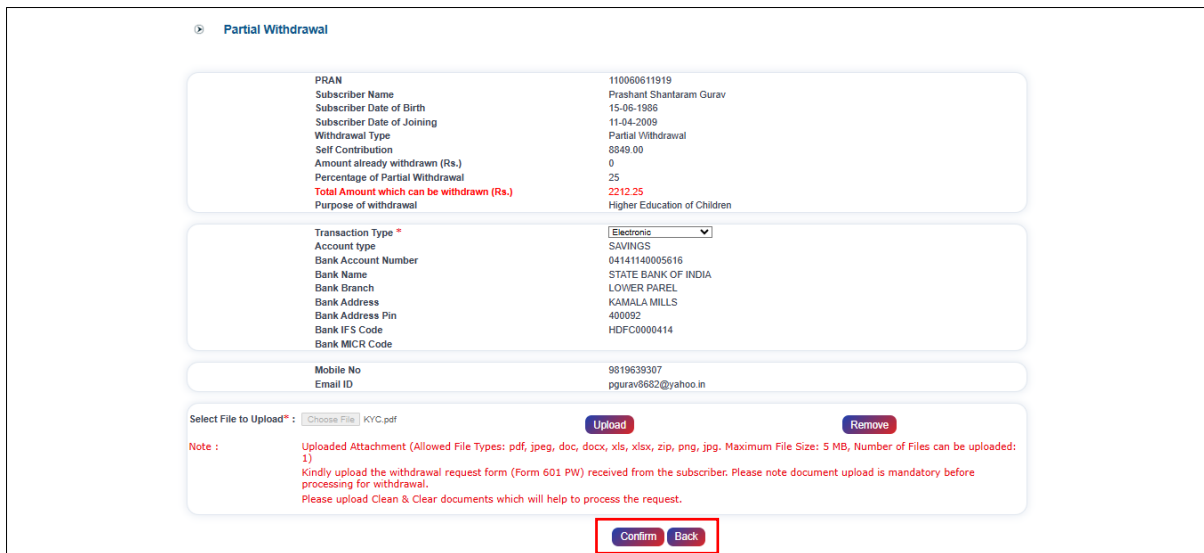


Figure 10

At this stage, User needs to click on check box of declaration (It contains Self-declaration accepted by Subscriber as part of Physical Partial Withdrawal Form submitted and declaration by Nodal Office/POP) and click on **"Online bank a/c verification"** tab to proceed further. Please refer to **Figure 11**.

Figure 11

At this stage, after clicking on **"Online bank a/c Verification"** tab, the Name, Bank Account No., and Bank IFS Code of the Subscriber (registered in CRA) will be verified through online Bank Account Verification (Penny drop facility). On successful verification, a Pop-up message will display to the User i.e., **"Online bank a/c Verification is Successful."** User needs to click on "OK" button and then click on "Confirm" button to proceed further. Please refer to **Figure 12 and 13**.

If Online Bank Account Verification fails, then appropriate message will be displayed to the User and request initiation will not be allowed.

In case of failure in online Bank Account Verification (Penny drop),

- Due to Bank Account related rejection - Subscriber is required to update the correct (new) Bank Account details in his/her NPS account. Once the Bank details are updated in CRA, then Subscriber can initiate new request in CRA.

For updation of Bank details in CRA records, the Subscriber has an option to update the same online in CRA system (www.cra.nps-proteantech.in) or submit Form S2 – Subscriber details change Form to associated Nodal Office/POP. The Form S2 is available under "Forms" section, which is available under respective sector on CRA website (www.npskra.proteantech.in).

- Due to name mismatch – If failure in online Bank Account Verification (Penny drop) is due to name mismatch i.e Name as per CRA and as per Bank record is not matching then Subscriber is required to update the matching name either in CRA or Bank record. Once Subscriber's Name is updated, then Subscriber can initiate new request in CRA.

<p>PRAN 11000611919</p> <p>Subscriber Name Prashant Shantaram Gurav</p> <p>Subscriber Date of Birth 15-06-1986</p> <p>Subscriber Date of Joining 11-04-2009</p> <p>Withdrawal Type Partial Withdrawal</p> <p>Self Contribution 8849.00</p> <p>Amount already withdrawn (Rs.) 0</p> <p>Percentage of Partial Withdrawal 25</p> <p>Total Amount which can be withdrawn (Rs.) 2212.25</p> <p>Purpose of withdrawal Higher Education of Children</p>	<p>Transaction Type * Electronic</p> <p>Account type SAVINGS</p> <p>Bank Account Number 04141140005616</p> <p>Bank Name STATE BANK OF INDIA</p> <p>Bank Branch LOWER PAREL</p> <p>Bank Address KAMALA MILLS</p> <p>Bank Address Pin 400092</p>
--	--

Online bank a/c verification is successful.

OK

Declaration accepted by Subscriber in Partial Withdrawal Form **:

1. I hereby declare that information stated above is true and correct to the best of my knowledge & belief and that I have completed minimum of three years in to the NPS as required for partial withdrawal and eligible to withdraw the amount requested above due to the urgent need of funds to support the reason mentioned above.

2. I Prashant Shantaram Gurav with PRAN 11000611919 agree that in case of any failure of Direct Credit, for any reason whatsoever or wrong credit to another account (but as per my details), NPS Trust / CRA shall not be responsible. I also agree that NPS Trust / CRA shall not be responsible for any losses that may arise due to incorrect Bank Account details registered in the CRA system.

3. Self-Declaration- I submit the request for partial withdrawal and the amount thus withdrawn shall be utilised for the purpose of declared reasons as specified by PFRDA exit regulations. I am fully responsible and accountable to spend the amount thus withdrawn for the stated reason.

Declaration by Nodal Office/POP/Corporate/Aggregator **:

1. We hereby declare that the subscriber is/was employed with us (applicable only in Govt. Sector) and has signed/thumb impressed before me after he/she has read the entries have been read over by him/her for the request of partial withdrawal under NPS. Self-Declaration for partial withdrawal has been accepted by him/her and bank details submitted in respect of partial withdrawal are correct.

2. Cancelled Cheque/Bank Certificate/Copy of Bank Passbook for the registered Bank details submitted.

Uploaded Document Name: KYC.pdf

Online bank a/c verification

Figure 12

Partial Withdrawal

<p>PRAN 11000611919</p> <p>Subscriber Name Prashant Shantaram Gurav</p> <p>Subscriber Date of Birth 15-06-1986</p> <p>Subscriber Date of Joining 11-04-2009</p> <p>Withdrawal Type Partial Withdrawal</p> <p>Self Contribution 8849.00</p> <p>Amount already withdrawn (Rs.) 0</p> <p>Percentage of Partial Withdrawal 25</p> <p>Total Amount which can be withdrawn (Rs.) 2212.25</p> <p>Purpose of withdrawal Higher Education of Children</p>	<p>Transaction Type * Electronic</p> <p>Account type SAVINGS</p> <p>Bank Account Number 04141140005616</p> <p>Bank Name STATE BANK OF INDIA</p> <p>Bank Branch LOWER PAREL</p> <p>Bank Address KAMALA MILLS</p> <p>Bank Address Pin 400092</p> <p>Bank IFS Code HDFC000414</p> <p>Mobile No 9810630307</p> <p>Email ID pgurav0602@yahoo.in</p>
--	--

Declaration accepted by Subscriber in Partial Withdrawal Form **:

1. I hereby declare that information stated above is true and correct to the best of my knowledge & belief and that I have completed minimum of three years in to the NPS as required for partial withdrawal and eligible to withdraw the amount requested above due to the urgent need of funds to support the reason mentioned above.

2. I Prashant Shantaram Gurav with PRAN 11000611919 agree that in case of any failure of Direct Credit, for any reason whatsoever or wrong credit to another account (but as per my details), NPS Trust / CRA shall not be responsible. I also agree that NPS Trust / CRA shall not be responsible for any losses that may arise due to incorrect Bank Account details registered in the CRA system.

3. Self-Declaration- I submit the request for partial withdrawal and the amount thus withdrawn shall be utilised for the purpose of declared reasons as specified by PFRDA exit regulations. I am fully responsible and accountable to spend the amount thus withdrawn for the stated reason.

Declaration by Nodal Office/POP/Corporate/Aggregator **:

1. We hereby declare that the subscriber is/was employed with us (applicable only in Govt. Sector) and has signed/thumb impressed before me after he/she has read the entries have been read over by him/her for the request of partial withdrawal under NPS. Self-Declaration for partial withdrawal has been accepted by him/her and bank details submitted in respect of partial withdrawal are correct.

2. Cancelled Cheque/Bank Certificate/Copy of Bank Passbook for the registered Bank details submitted.

Uploaded Document Name: KYC.pdf

Online bank a/c verification
Confirm Back

Note

- > Online Bank Account Verification (Penny drop) charges of Rs. 1.80 + Taxes will be applicable for every penny drop attempt. These charges will be recovered through unit deduction from Subscriber's NPS Account
- > Online Bank Account Verification will be successful only for Penny Drop with name match successful requests.

Figure 13

On clicking on 'Confirm' button, pop up message regarding quality monitoring process will be displayed to the User. User needs to read the message and click on 'Proceed' button. At this stage, Partial Withdrawal request will get captured in the CRA system and an Acknowledgement Number will get generated.

At this stage, option is provided to the User to view & download system generated Withdrawal Form. Further, status of the request is also displayed. Refer below **Figure 14** and **Figure 15**.

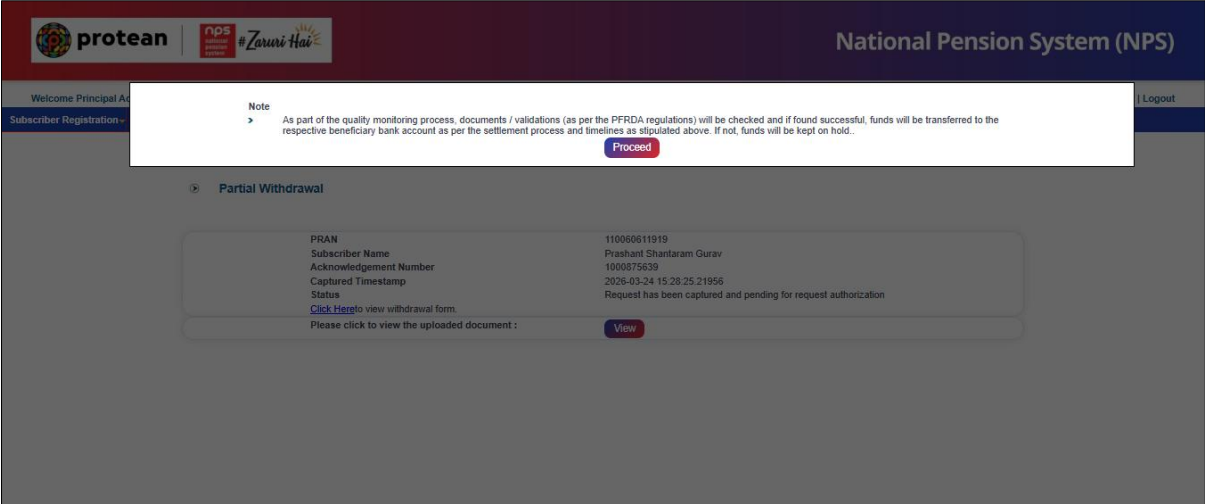


Figure 14

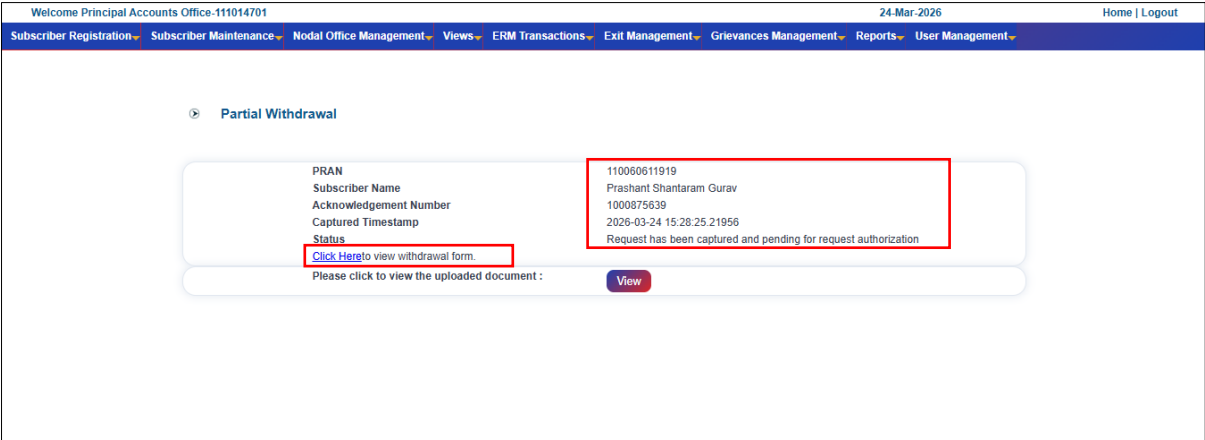


Figure 15

Once Partial Withdrawal request is initiated, Nodal Office / POP needs to authorize the same in CRA system with another User ID.

6. Steps to authorize Online Partial Withdrawal request in CRA System by Nodal Office / POP

Nodal Office / POP User needs to access CRA system www.cra.nps-proteantech.in using another User ID & Password as given below in **Figure 16**. In case of Nodal Office, it will be Aadhar based login and in case of POP, it will be DSC based login.

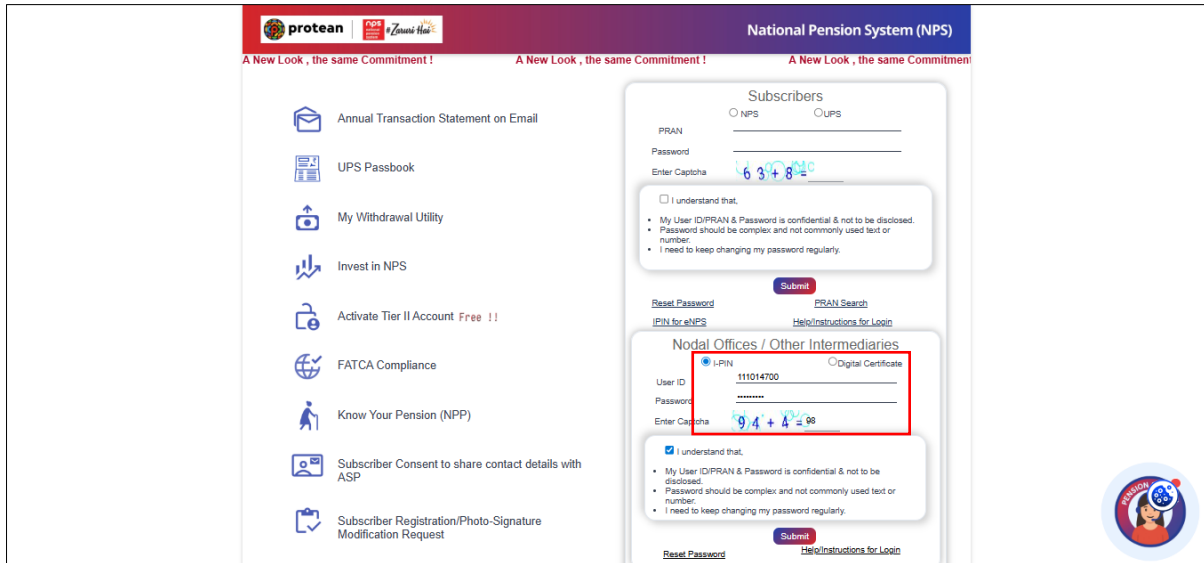


Figure 16

User needs to click on **“Partial Withdrawal”** option under **“Exit Management”** menu and select sub menu **“Authorise”** as given below in **Figure 17**.

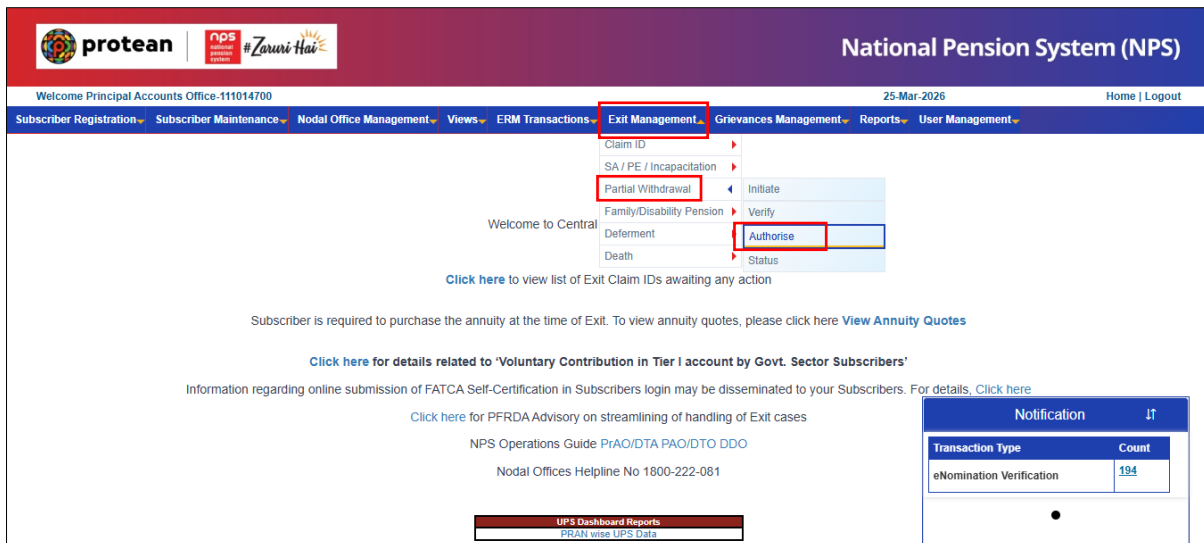


Figure 17

User needs to provide PRAN of the Subscriber and click on "Search" button as given below in **Figure 18**.

Welcome Principal Accounts Office-111014700 25-Mar-2026 Home | Logout
 Subscriber Registration ▾ Subscriber Maintenance ▾ Nodal Office Management ▾ Views ▾ ERM Transactions ▾ Exit Management ▾ Grievances Management ▾ Reports ▾ User Management ▾
 Authorize Partial Withdrawal Request Status
 PRAN:
 Acknowledgement No.:
 From Date: (dd/mm/yyyy)
 To Date: (dd/mm/yyyy)

Figure 18

At this stage, a table is displayed to the User containing Acknowledgment Number, PRAN, Request Date and Status as given below in **Figure 19**.

Welcome Principal Accounts Office-111014700 25-Mar-2026 Home | Logout
 Subscriber Registration ▾ Subscriber Maintenance ▾ Nodal Office Management ▾ Views ▾ ERM Transactions ▾ Exit Management ▾ Grievances Management ▾ Reports ▾ User Management ▾
 Authorize Partial Withdrawal Request Status
 PRAN:
 Acknowledgement No.:
 From Date: (dd/mm/yyyy)
 To Date: (dd/mm/yyyy)

Acknowledgement No.	PRAN	Status	Request Date	Captured By
1000875639	110060611919	Maker completed	17/09/2025	111014701

Figure 19

User need to click on Hyperlink provided on Acknowledgment Number to view and verify details captured at the time of Initiation of withdrawal request. User can view uploaded documents by clicking on "View" button.

If details entered are not correct, User needs to click on "Reject" radio button and click on "Confirm" button. In case of rejection of request, Reason for Rejection is mandatory.

If details entered are correct, User needs to click on "Confirm" button to proceed further. Please refer to **Figure 20**.

Welcome Principal Accounts Office-111014700 25-Mar-2026 Home | Logout

Subscriber Registration | Subscriber Maintenance | Nodal Office Management | Views | ERM Transactions | Exit Management | Grievances Management | Reports | User Management

Authorize Partial Withdrawal Request

[Click Here to View subscriber Details](#)

PRAN No	110060611919
Ack No	1000875639
Name	Sanket Shankar Gade
Date of Joining	11-04-2009
Withdrawal Status	Maker completed
Self Contribution	8849.00
Amount already withdrawn (Rs.)	0.00
Percentage of Partial Withdrawal	25
Total Amount which can be withdrawn (Rs.)	2212.25
Purpose of withdrawal	Higher Education of Children

Transaction Type	Electronic
Account type	SAVINGS
Bank Account Number	04141140005616
Bank Name	STATE BANK OF INDIA
Bank Branch	LOWER PAREL
Bank Address	KAMALA MILLS
Bank Address Pin	400092
Bank IFS Code	HDFC0000414
Bank MICR Code	

Mobile No	8433653007
Email ID	sanil.ghadi@qualitykiosk.com

Declaration accepted by Subscriber in Partial Withdrawal Form *:

1. I hereby declare that information stated above is true and correct to the best of my knowledge & belief and that I have completed minimum of three years in to the NPS as required for partial withdrawal and eligible to withdraw the amount requested above due to the urgent need of funds to support the reason mentioned above.

2. I Sanket Shankar Gade with PRAN 110060611919 agree that in case of any failure of Direct Credit, for any reason whatsoever or wrong credit to another account (but as per my details), NPS Trust / CRA shall not be responsible. I also agree that NPS Trust / CRA shall not be responsible/liable for any losses that may arise due to incorrect Bank Account details registered in the CRA system.

3. **Self-Declaration** - I submit the request for partial withdrawal and the amount thus withdrawn shall be utilised for the purpose of declared reasons as specified by PFRDA exit regulations. I am fully responsible and accountable to spend the amount thus withdrawn for the stated reason.

Declaration by Nodal Office/POP/Corporate/Aggregator *:

1. We hereby declare that the subscriber is/was employed with us (applicable only in Govt. Sector) and has signed/thumb impressed before me after he/she has read the entries/have been read over by him/her for the request of partial withdrawal under NPS. Self-Declaration for partial withdrawal has been accepted by him/her and bank details submitted in respect of partial withdrawal are correct.

2. Cancelled Cheque/Bank Certificate/Copy of Bank Passbook for the registered Bank details submitted.

Please click to view the uploaded document : View

Authorize Reject

Remarks: _____

Confirm Reset

Note

➤ Online Bank Account Verification will be successful only for Penny Drop with name match successful requests.

Figure 20

Once User clicks on "Confirm" button, Partial Withdrawal request will get authorized in the CRA system and confirmation window will display to the User as given below in **Figure 21**.

Welcome Principal Accounts Office-111014700 25-Mar-2026 Home | Logout

Subscriber Registration | Subscriber Maintenance | Nodal Office Management | Views | ERM Transactions | Exit Management | Grievances Management | Reports | User Management

Partial Withdrawal

PRAN	110060611919
Acknowledgement Number	1000875639
Captured Timestamp	2026-03-25 14:26:01.078859

Request has been authorized successfully.

Please click to view the uploaded document : View

Figure 21

On successful authorization of request by Nodal Office/POP, same will get executed in the CRA system and Funds will be transferred to Subscriber's Bank Account within stipulated withdrawal timeline as mentioned below.

7. Withdrawal Timeline:

- a. The process of partial withdrawal involves redemption of applicable units from Subscriber’s NPS account and then transfer of funds in Subscriber’s Bank Account.
- b. In CRA system, redemption of units happens only on working day (excluding Saturday, Sunday and holidays) which is called a Settlement Day.
- c. If request is submitted (authorised) before cut-off time of settlement (before 10.30 AM*) on settlement day in CRA, then request is considered for processing on same working day. The redemption of units happens on same working day (Day T) with NAV of same working day (Day T) and then fund transfer happens on Day of redemption + 2 working days. *For example, if request is submitted/authorised on January 2, 2024 (at 9.30 am), the request will get considered for processing on same day, redemption of units will happen on January 2, 2024 with NAV of January 2, 2024 and fund transfer will happen on January 4, 2024.*
- d. If request is submitted (authorised) after cut-off time of settlement (after 10.30 AM*) on settlement day in CRA, then request is considered for processing on next working day. The redemption of units happens on next working day (Day T+1) with NAV of next working day (Day T+1) and then fund transfer happens on Day of redemption + 2 working days. *For example, if request is submitted/authorised on January 2, 2024 (at 01.30 pm), the request will get considered for processing on next working day, redemption of units will happen on January 3, 2024 with NAV of January 3, 2024 and fund transfer will happen on January 5, 2024.*

** Cut-off time for considering request for settlement may extend due to various factors.*

Point to Note – Quality monitoring process:

As part of the remittance monitoring process, documents / validations (as per the PFRDA regulations) are checked and if found successful, funds are transferred to the respective beneficiary’s bank account as per the settlement process and timelines as stipulated above. If not, funds are kept on hold.

Cases for which funds are kept on hold are shared with respective Nodal Offices/POPs for necessary clarification/documents. On receipt of response from the Nodal Office/POP along with valid supporting documents, reverification is carried out and if documents/clarifications are found to be in order, funds will be transferred within 3 working days of receipt of response from the Nodal offices/POP. If no clarification is received from the Nodal Office/POP within 30 days, the funds will be reinvested in the PRAN.

Submission of Physical Documents:

Nodal Office/POP is not required to submit Physical Partial Withdrawal Form to Protean-CRA as option to upload documents is already provided in Online Partial Withdrawal functionality.

-----*****-----